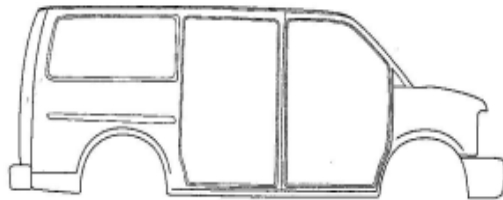


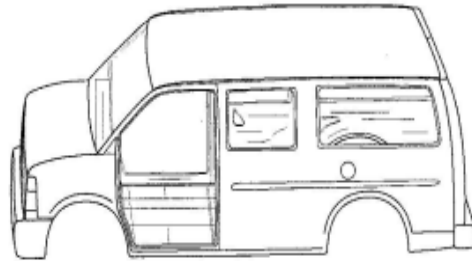
FULL SIZE VAN Cut Sheet

Make:	Vin:
Model:	Po:

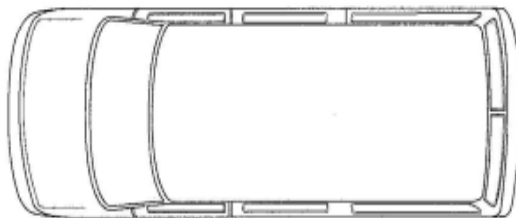
Please Complete the information below and mark vehicle images at desired cut points. Thank you.



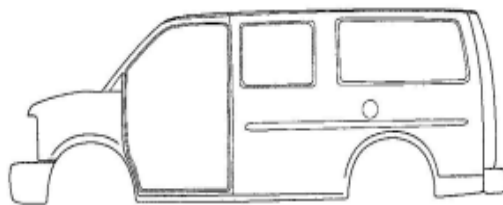
PASSANGER SIDE



Notes:



TOP VIEW



DRIVER SIDE

*****Please Read and Sign Below*****

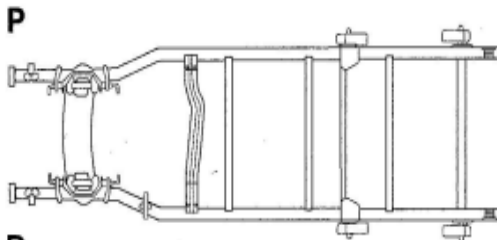
BE ADVISED ALL CUT PANELS ARE FINAL AND CANNOT BE RETURNED TO CAS. NO REFUND WILL BE ISSUED FOR CUT PANELS. MAKE SURE YOU MARK ALL AREAS OF THIS CUT SHEET PROPERLY BEFORE RETURNING TO CAS. PLEASE ADVISE INSURANCE COMPANY ACCORDINGLY.

SIGN BELOW TO APPROVE THE PROCESSING OF THE CUT.

SIGNATURE OF CLIENT

INDICATE THE DEPTH OF THE CUT INTO THE

FLOOR _____ INCHES



D

TOP VIEW

ALL MARKS AND DESCRIPTIONS ARE FOR STANDARD CUTS. THIS SHEET IS TO BE MARKED BY SHOP WITH ALL CUT LINES